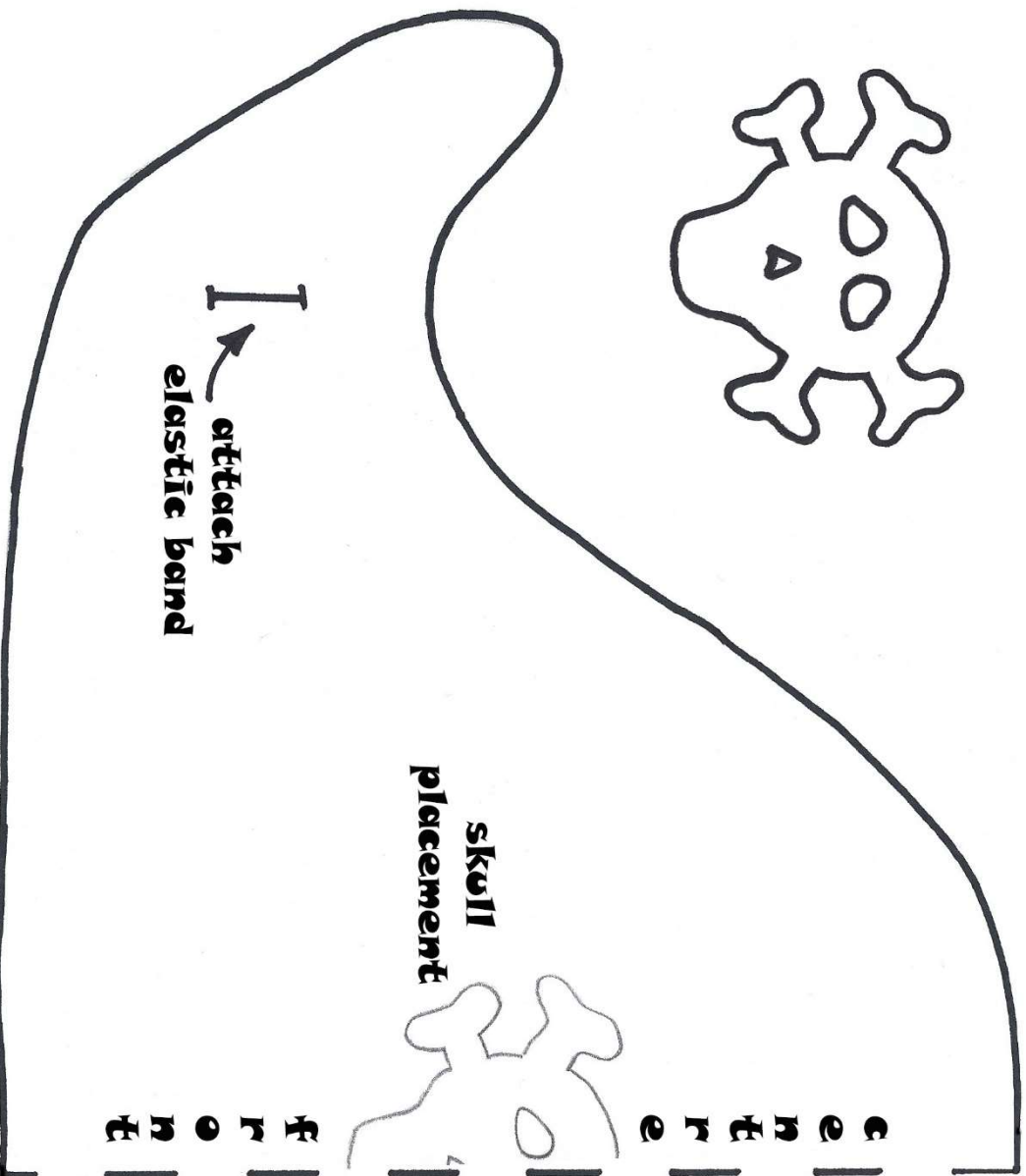
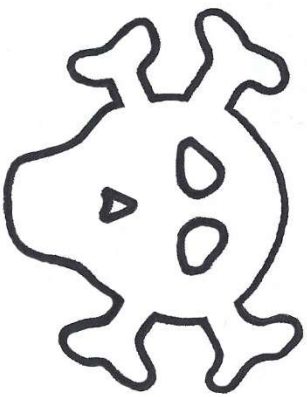





Make a pirate hat




1. Cut out the pattern.
2. Place it on cardboard. Black is ideal but you can use white and paint it. Trace around the pattern.
3. Flip it across the centerline and trace the other half.
4. Cut the hat out.
5. Attach an elastic band with a stapler at the marks.
6. Print out or copy the skull and glue it onto the hat.
7. Repeat steps 1 to 4 for the eye patch.
8. Make the holes with a paper puncher.
9. Thread a thin elastic through the holes and tie the ends together.

Crossword



1									
2									
		3							
		4							
	5								
	6								
7									
8									
9									
10									




10 Ahoy ...





Find the treasure!



TREASURE MAP

Instructions

Print out both parts of the board game and tape them together. You will need a figurine for each player. If you don't have them, you can use small pasta, pebbles etc. Instead of a dice you can also use six pebbles which you paint on one side. The pebbles that turn to the painted side when you throw them represent the dots on a dice.

To start, all the players throw the dice. The player with the highest number starts first, the player with the second highest number starts second etc. The players then roll the dice and move forward for as many fields as there are dots on the dice (or painted pebbles). When they reach a field with special instructions, they may be sent forward, back, ordered to wait one or more rounds or throw the dice again. Whoever reaches the island with the sea shells first wins the game.

For parents

The board game can be the starting point for a number of discussions to have with children. It's an opportunity to talk about friends and how they make our lives richer and better. Another topic this board game touches upon is the sea, sea creatures and sailing. Perhaps this is also a chance to make plans for your next travel once the lockdown is lifted and life returns back to normal. 😊

Have fun!

TREASURE



YOU LEARNED TO NAVIGATE THE SHIP. CUT ACROSS THE STRAIT.

SPARRING WITH RIVAL PIRATES KEEPS YOU BUSY. WAIT TWO ROUNDS.

THE WAVES ARE TOO HIGH. THEY PUSH YOU BACK ACROSS THE BAY.

YOU MADE A NEW FRIEND. THEY HELP YOU CROSS THE FOOTBRIDGE.

YOU MISREAD THE TREASURE MAP. RETURN TO THE X SIGN.

YOU HAVE TO PRACTICE PIRATE LINGO. WAIT ONE ROUND.

YOU ARE BUSY DIVIDING THE BOOT. WAIT ONE ROUND.



MAP



YOU TOLD A LIE. WAIT ONE ROUND.

YOU CAN REEF A SAIL LIKE A PRO. SAIL TWO FIELDS AHEAD.

YOU PAY FOUR SILVER COINS TO CROSS THE BAY.

YOU FOUND MESSAGE IN A BOTTLE. JUMP 2 FIELDS AHEAD.

YOU WIN IN A SPITTING GAME. THROW THE DICE TWICE.

YOUR MATE NEEDS HELP. RUSH THREE FIELDS AHEAD.

FINISH